

Vantaca Release Overview for SysAdmins

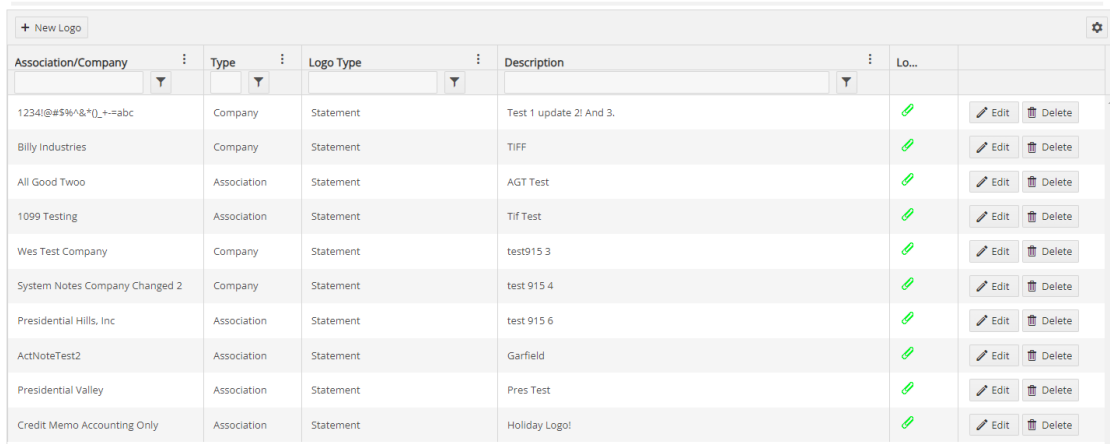
October 13, 2023 Release

Vantaca Features

Logo Management

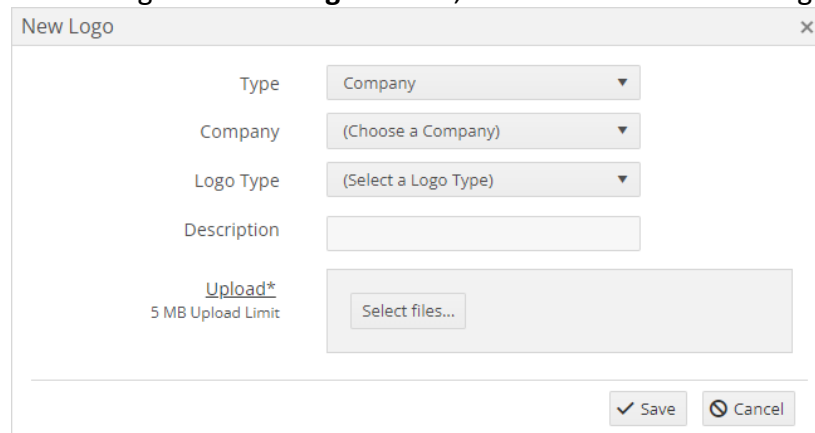
- Added the **Logo Management** screen via **Settings > Logo Management**.

Logo Management



Association/Company	Type	Logo Type	Description	Lo...	
1234!@#\$%^&*()_+~abc	Company	Statement	Test 1 update 2! And 3.	✓	Edit Delete
Billy Industries	Company	Statement	TIFF	✓	Edit Delete
All Good Twoo	Association	Statement	AGT Test	✓	Edit Delete
1099 Testing	Association	Statement	Tif Test	✓	Edit Delete
Wes Test Company	Company	Statement	test915 3	✓	Edit Delete
System Notes Company Changed 2	Company	Statement	test 915 4	✓	Edit Delete
Presidential Hills, Inc	Association	Statement	test 915 6	✓	Edit Delete
ActNoteTest2	Association	Statement	Garfield	✓	Edit Delete
Presidential Valley	Association	Statement	Pres Test	✓	Edit Delete
Credit Memo Accounting Only	Association	Statement	Holiday Logo!	✓	Edit Delete

- With the proper permissions under **Settings > Roles > Settings > Logo Management**, users can perform the following actions on the Logo Management screen:
 - View:** Users can view individual Logo information.
 - Add:** Using the **+New Logo** button, users can create a new logo.



New Logo

Type: Company

Company: (Choose a Company)

Logo Type: (Select a Logo Type)

Description: [Text Field]

Upload*
5 MB Upload Limit

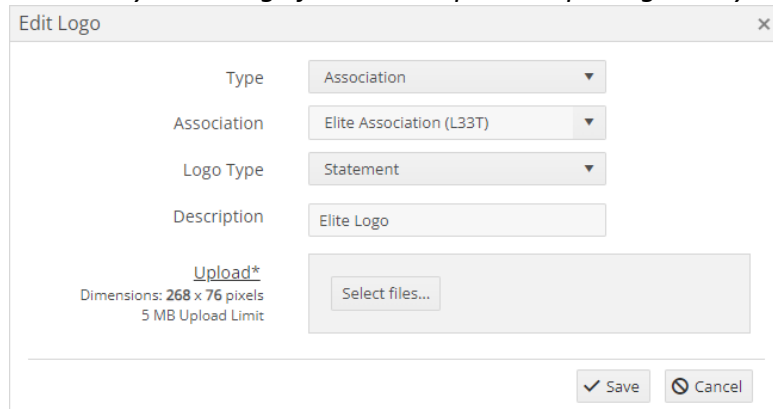
Select files...

Save Cancel

- Type:** Company or Association.
- Company/Association:** Field will update based on the **Type**.
- Logo Type:** **Statement** is the only available option since the logo will only appear on three-column homeowner statements at this time.
- Description:** Enter a description.
- Upload:** Upload the logo image file.

Vantaca Release Overview for SysAdmins

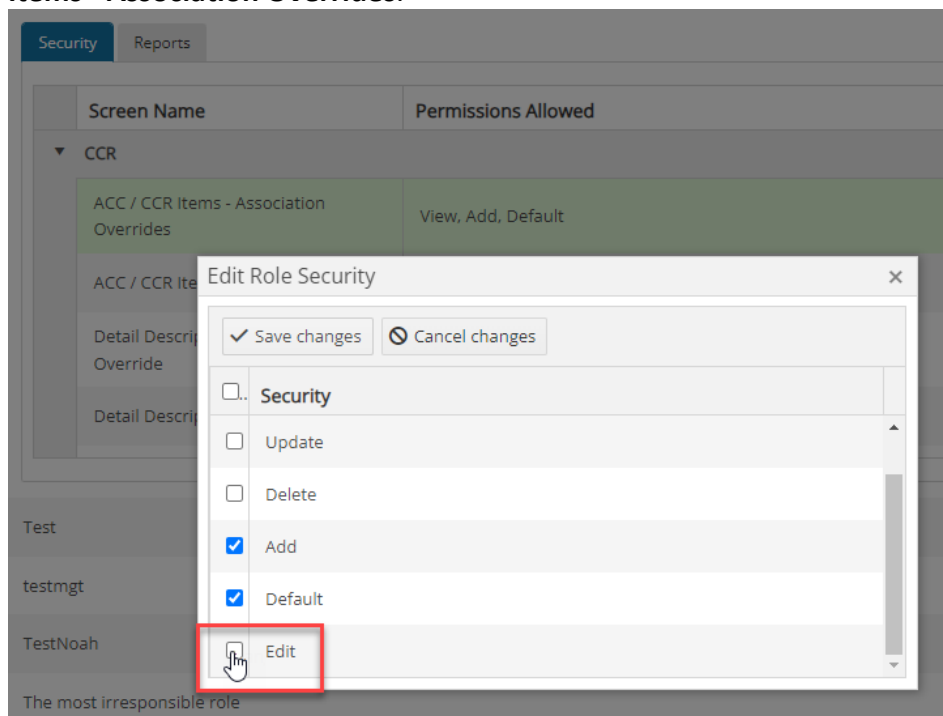
- Accepted file formats: .bmp, .tif, .tiff, .gif, .jpeg, .jpg, .png
- **Update:** Using the **Edit** button, users can make changes to existing logos.
 - **Note:** Only one image file can be uploaded per logo entry.



- **Delete:** Using the **Delete** button, users can delete logos after accepting a confirmation message.

Association CCR Items

- The ability to use the **Edit** button has been removed from the **ACC/CCR Items - Association Override's Update Permission**.
 - A separate **Edit** permission has been added to **Settings > Roles > CCR > ACC/CCR Items - Association Overrides**.



- Permission will control the user's ability to use the Edit button on the following system areas:
 - **Association > CCR Items > UnUsed CCR tab.**
 - **Association > ARC Types > UnUsed ARC Types tab.**